



WINDOW NATION

WINDOWS • SIDING • DOORS

IMPERIAL LS | PLATINUM LS

WHY WINDOW NATION?

OVER 2,000,000 WINDOWS INSTALLED IN MORE THAN 150,000 HOMES

ATTENTION TO DETAIL



- 50 Point Factory Inspection
- 20 Point Installation Review
- 96% Customer Satisfaction On Clean Up And Safety
- Custom Windows Measured 3 Times To Ensure Precision, Accuracy And A Tight Seal
- Installed more than 1.5 million windows, 96% requiring no follow up service

QUALITY



Window Nation Uses America's Only Integrated System Of Window Installation Materials, Insulation, Sealant, And Caulking

- OSI Quad Foam
- OSI Quad Max Exterior Sealant
- Ultra-Premium High Performance Exterior Trim Coil
- Concrobium Mold Spray Treatment

EXPERIENCE



- Installation Crew Leaders Average More Than 20,000 Windows & 15 Years Experience
- Service Technicians With An Average Of 15 Years' Experience
- 1,500,000 Windows Installed In Over 150,000 Homes
- 3rd Largest Window Retailer In The Country, Ranked By Door And Window Market

PRODUCT SELECTION



- Over 1,500 Custom Window & Door Style Combinations
- Name Brand Windows Available
- Energy Star Rated Products
- Windows Engineered For The Specific Climate We Live In

TRUST



- Angie's List Super Service Award Winner
- Limited Lifetime Warranty
- Exclusive 30-Day Price Protection Guarantee
- Licensed, Bonded, And Insured

WN
WINDOW NATION
WINDOWS • SIDING • DOORS

866-446-2846
WindowNation.com



Unmatched Installation Experience



Great windows are only great if they're installed properly. It's critical that all the components that go into your new windows work together – insulation, caulking, sealants, and the window itself.

It Starts with Quality Materials

① OSI QUAD Low-Expansion Foam

- Single-component, minimal expansion and low-pressure polyurethane foam specifically designed for replacement window applications
- Ideal foam for sealing gaps, cracks, holes, or voids around windows
- Closed-cell structure of this material provides an R-factor of 5 per inch of cured foam, making it an efficient method for reducing air and moisture infiltration

② OSI® QUAD MAX® Window, Door, and Siding Sealant

- Unique multi-polymer formula specially engineered for premium replacement window installations
- Permanently flexible — will not crack or split even in extreme temperatures
- Water-resistant, all-weather applications, sticks to wet surfaces with no water washout
- Excellent UV resistance — will not crack or yellow

③ High-Performance Trim Coil

- Outperforms PVC and Poly Coil finishes in the ASTM physical tests performance
- Features a finish with 8 mils of paint; that's twice the amount of paint used by most trim coil manufacturers
- Scratch resistant, stain inhibitors, better UV protection, and harsh-climate coating

④ Concrobium Mold Control Spray

- Innovative, market-leading product that effectively eliminates existing mold, prevents mold re-growth and eliminates musty odors with no harmful chemicals
- Effectively eliminates and prevents mold with no bleach, ammonia or VOCs
- Works as it dries by crushing the mold spores at the roots, leaving behind an invisible antimicrobial barrier to prevent future mold growth


Imperial LS | Platinum LS



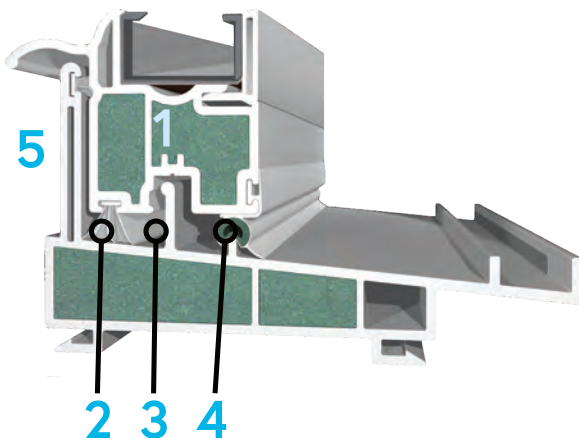
- 1 Fusion-welded, uPVC frame and sashes provide long-lasting strength and durability. This material will never rot like wood windows or corrode like metal windows and requires little to no maintenance
- 2 Balance cover provides a cleaner, more finished appearance*
- 3 Vent latches, when deployed, will limit sash travel while still allowing ventilation
- 4 Endura-Force™ balance system ensures smooth, easy, and maintenance-free operation on double-hungs*
- 5 Integral lift rail features beautiful, ergonomic design
- 6 Stainless steel spacer offers enhanced thermal efficiency*
- 7 Tight mortise-cut, double-wall sill dam extends inside the jamb for better protection against air and water infiltration*
- 8 K-Beam thermal reinforcement with Kevlar in the sash keeper rail improves strength, energy efficiency, and durability*
- 9 Recessed locking hardware provides a sleek, low-profile appearance for enhanced beauty while still offering intruder-resistant security
- 10 Triple-fin UltraSmart weatherstripping with antimicrobial protection limits drafts and helps keep your home healthier*

* Feature not shown in photo

AAMA Gold Label Certification	
Air:	0.02 cfm at 25 mph — 15 times better than industry minimum of 0.30 cfm
Structural:	DP 65 195 mph



Imperial LS | Platinum LS Dura-Sill Design

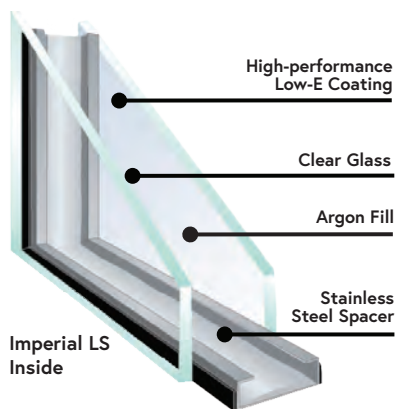
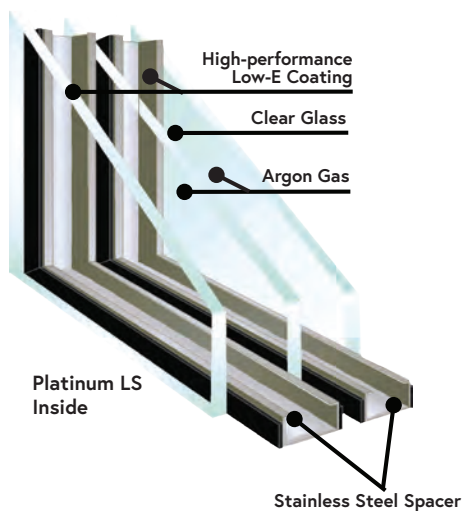


1. **ComfortFoam** - R-5 expanding polyurethane foam insulates sash and frame extrusions, improving overall thermal efficiency.
2. **Ultra-Smart triple-fin weatherstripping** - Located on all sashes and at the interlocking meeting rail, Ultra-Smart features Ultrafab® Tri-Fin® Gold Series gaskets with built-in Ultra-Fresh antimicrobial protection to minimize drafts, dust, and pollen.
3. **Structural interlock in bottom sash** - Our interlocking sill-sash rail keeps the sash in place against the sill dam weatherstripping when the window is under extreme wind-load stress.
4. **Straddle gasket** - Our compression gasket system straddles the sill rail when the sash is locked shut to add barriers and diversions for exceptional water resistance.
5. **Double-walled sill dam** - Tight, mortise-cut, double-wall sill dam extends inside the window mainframe for uniform strength and seal. The sloped sill features a hidden weep system in the screen track.

Imperial LS | Platinum LS Glass

High-Performance Glass

Imperial LS windows come with your double-pane glass. Platinum LS windows feature triple-pane glass. Choose which option best fits your needs and provides the best possible thermal performance for your home. Both options feature our stainless steel spacer, which is warmer than tin or aluminum and minimizes condensation. The unique design allows expansion and contraction to improve seal life. The Platinum LS boasts the technologically advanced Triple Extreme glass system with two high-performance Low-E coatings and argon gas — a combination that will provide excellent thermal performance for your home and save you money on energy costs!



The values on the right are for a Platinum LS double-hung window with two Low-E coatings, featuring single-strength glass, stainless steel spacer, and argon gas without grids.

* Triple-pane glass not available in tempered or decorative glass.

ENERGY STAR® Certified in All 50 States

ENERGY STAR

WINDOW NATION
WINDOWS • DOORS • SIDING

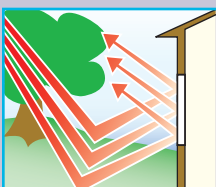
VINYL DOUBLE HUNG PLATINUM LS
Triple Glazing, Argon Fill, Low-E

ENERGY PERFORMANCE RATINGS	
U-Factor (U.S./I-P)	Solar Heat Gain Coefficient
0.19	0.22
ADDITIONAL PERFORMANCE RATINGS	
Visible Transmittance	Condensation Resistance
0.36	69


Manufacturer stipulates that these ratings conform to applicable NFRC procedures for determining whole product performance. NFRC ratings are determined for a fixed set of environmental conditions and a specific product size. NFRC does not recommend any product and does not warrant the suitability of any product for any specific use. Consult manufacturer's literature for other product performance information. www.nfrc.org

NFRC rating may vary, depending on the window operating style, glass option, and size of the window.

Triple-Pane Platinum LS Key Benefits



Superior energy-efficiency ratings that far exceed the ENERGY STAR® requirements and reduce the likelihood of condensation.




Superb UV protection against fading of furnishings and wood floors and significant reduction in exterior sound.



Three panes of glass, super-strong frames and exceptional locking hardware for enhanced security and protection against intrusion.

Limitless Options

Optional Screens



FlexScreen cutting-edge screens feature a simple, revolutionary design that utilizes a PVC-coated, high-performance spring steel frame. FlexScreens are damage resistant and beautifully invisible because they hide in the window or door screen pocket, drastically improving sight lines and eliminating the need for color matching. These flexible screens also offer effortless installation, allowing you to simply hold the screen in your hands, bend the sides in, and fit FlexScreen into the screen track. These screens come standard on painted units.

Decorative Grids

We offer grids in all interior and exterior colors to color match your home. Choose from countless configurations. Ask your dealer representative for types and availability.



Simulated divided lite (SDL) grids provide the look of separate panes of glass set into the grid. Ideal for historic homes. Not available on triple-pane glass

Flat grids

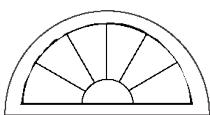


Contour grids

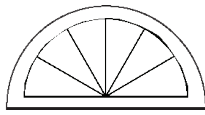


Flat and contour grids are between the airspace and are entirely dust-free. Available in wide or thin width in most patterns and colors. Some grid styles are only available with flat grids.

Sunburst


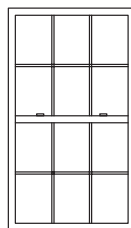


Starburst

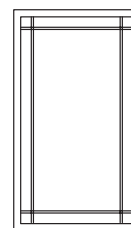
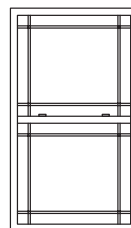


Grids are available in all colors and wood grains. This is just a sampling, several grid patterns are available. Grid pattern availability and appearance is based on window size and shape.

Colonial



Prairie



Craftsman


Color Choices

Interior/Exterior Vinyl Colors

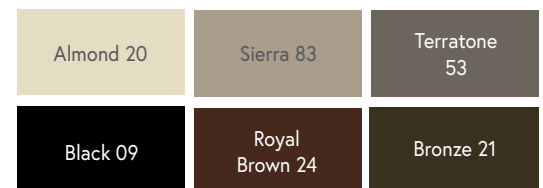


Printed images of colors may vary, please see your window professional to see actual samples.

Interior Wood Grain Colors



Sure-Coat Exterior PVC Bond Colors



Sure-Coat colors are available in a variety of textures and finishes. Contact us for more information. Additional colors are available by request for an additional fee.

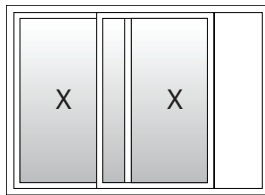
Slider



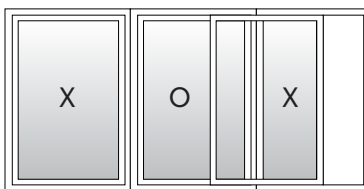
All of the same beautiful, energy-efficient features that make our double-hung windows a superior choice also apply to our sliding windows. Sliders operate similarly to double-hung windows, except they open horizontally rather than vertically. This style is popular with home-owners who enjoy an expanded, more wide-open, and unobstructed view of the outdoors.

Durable, tandem brass rollers ensure our sliding windows operate smoothly and easily for decades. These windows also incorporate heavy-duty locking hardware that will keep your family — and your home — safer and more secure.

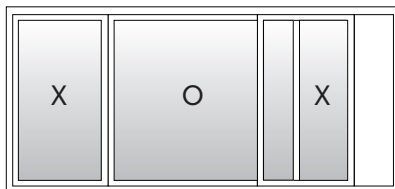
You can choose from two- or three-lite configurations — both styles make cleaning the interior and exterior glass safe and easy.



2-lite Slider



3-lite Slider (fixed center lite)
1/3-1/3-1/3 configuration (optional)



3-lite Slider (fixed center lite)
1/4-1/2-1/4 configuration (standard)

"O" designates fixed lites.
"X" designates operating lites. All views interior. Choose your preference of right-hand or left-hand operating lites.



Durable Brass Rollers

Durable, tandem brass rollers ensure easy operation of our slider windows.



Secure Locking Hardware

Secure locking hardware provides superior safety and security.

Casement & Awning



Window Nation casement and awning windows define a special look and feel for your home. These windows allow you to catch fresh breezes or open them for easy cleaning with the simple turn of a handle. Whether in multiple-window configurations or as individual windows, casements and awnings offer you many aesthetic choices so you can design them to match your home perfectly.

Easy-to-use, durable crank handles and hardware assure easy operation, while the low-profile design of our handles also provides a beautiful, unobtrusive look for the interior and exterior of your home. Casements and awnings are also exceptionally secure, featuring a single-lever lock that activates multiple locking points.

Casements open out to the side, while awning windows are top-hinged and open out at the bottom.



Fold-Down Handle

Robust strength in a low-profile, standard fold-down handle design. Easy to open and close handle and hardware last a lifetime.



Lock Activator

Multi-point lock activator engages or disengages multiple sash locks with one easy single lever design.



Bay and Bow



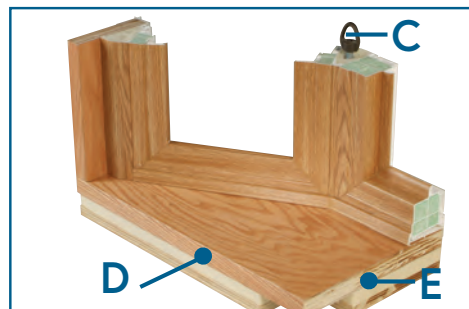
Enhance any Room with the 3-D Effect of a Bay or Bow Window

- Your choice of 3- to 5-lite configurations
- Your choice of 10°, 15°, 30°, or 45° projections
- Available with operating end casements, double-hungs, or picture windows
- Optional contour and flat grids are contained within the insulated glass

STANDARD BAY/BOW WINDOW CONSTRUCTION FEATURES:



- A. Exclusive welded sill pan (highlighted in blue) eliminates water penetration.
- B. All window and mull cavities are insulated completely with Comfort Foam™ for maximum energy efficiency.



- C. Threaded rod with chain and turnbuckle bracing system provides sag-free support.
- D. Factory-finished interior edge banding is beautiful protection for your Super-Seat
- E. 1.25" thick furniture-grade hardwood veneer plywood.

Window Nation's stylish, durable and energy-efficient sliding patio doors are built tough to operate smoothly and reliably for decades — while still giving your home an elegant, beautiful appearance. What makes these doors truly exceptional is that they balance practicality with the luxury and style you desire.



1 Cove-moulded sash stiles and rails are 3-1/2" wide, which provides for a slimmer-looking sash and allows for more viewing area through the glass.

2 UltraSmart™ triple-fin weatherstripping with UltraFresh™ antimicrobial protection minimizes drafts, dust and pollen, as well as enhances energy efficiency.


3 Comfort Foam in the frame, rails and stiles is an excellent insulator that improves the door's thermal effectiveness.

4 Available in four durable painted color finishes, each Allure handle set is keyed on the exterior and activates a heavy-duty stainless-steel, two-point locking mechanism.*

* Feature not shown in photo.

06 Air Infiltration

** Double-pane glass with Low-E glass, argon fill, and stainless steel spacer



Metal reinforcement in all vertical sash stiles makes Kingsroyal doors exceptionally strong and durable.



Corrosive-resistant, heavy-duty, ball-bearing 1-1/4" dual wheel keeps your door reliably on track.



Two-point mortise locking system securely locks the door into the jamb.



An aluminum-capped threshold provides durability and longevity.

TOEBOLT™ THUMBOLT™



Heavy-Duty standard ToeBolt™ or Thumbolt™, prevent the door from opening more than 3-inches while still allowing for some ventilation.

Vinyl Interior/Exterior Colors



Beige

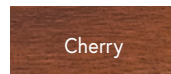


Soft-White

Interior Wood Grain Colors



Light Oak



Cherry

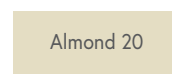


Medium Oak

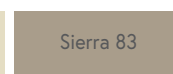


Brazilian Cherry

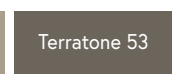
Sure-Coat Exterior PVC Bond Colors



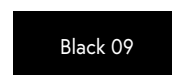
Almond 20



Sierra 83



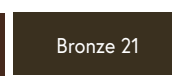
Terratone 53



Black 09



Royal Brown 24




Bronze 21

Printed images of colors may vary, please ask your window professional to see actual samples.



Allure Handles

Our beautiful Allure handles come in three durable, painted color finishes* designed to accent any decor. Each handle set is keyed on the exterior and activates a 2-point, stainless steel, mortise lock that securely locks the door into the jamb.



Soft-White

Beige

Pontiac Gold

**Actual handle colors and finishes may vary from printed brochure.*

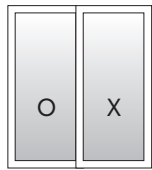


Mini Blinds Between The Glass

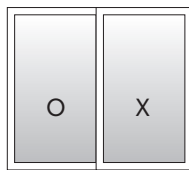
Never clean mini blinds again. No more fussing with shades and blinds. No more hardware screwed into your beautiful wood trim. Internal, hermetically-sealed mini-blinds are the perfect answer for the discerning homeowner. Now you can enjoy all the beauty of your finely crafted door and trim. Mini blinds tilt and lift and are not available with grids.

**5', 6', 9' and select custom sizes available with mini blinds.*

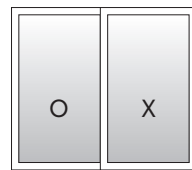
Configurations



5' x 6'8"
(58⁷/₈" x 79¹/₂")



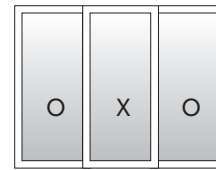
6' x 6'8"
(70⁷/₈" x 79¹/₂")



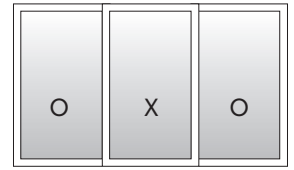
8' x 6'8"
(94⁷/₈" x 79¹/₂")



6' x 7"
Wisconsin Size
Door (76" x 81")



9' x 6'8"
(106¹/₄" x 79¹/₂")



12' x 6'8"
(142¹/₄" x 79¹/₂")

STANDARD SIDELITE SIZES*:

- Frame width: 16" minimum to 48" maximum
- Frame height: 72" minimum to 84" maximum

STANDARD TRANSOM SIZES*:

- Frame width: 35" minimum to 84" maximum
- Frame height: 14" minimum to 36" maximum

** Custom widths and heights also available for sidelites and transoms "X" designates operating panel. "O" designates fixed panel.*

All perspectives viewed from outside looking in.

Choose your preference of right-hand or left-hand operating panels on 2-lite doors. Transom and sidelites available to match door profile.



866-60-NATION • 866-606-2846 • WindowNation.com

SERVING

Colorado • Connecticut • Delaware • Georgia • Illinois • Indiana • Kansas
Kentucky • Maryland • Massachusetts • Minnesota • Missouri • New Jersey
North Carolina • Ohio • Pennsylvania • Tennessee • Texas • Virginia

LICENSES

MD MHIC #124358 • VA #2705178069 • DC #420212000037
DELAWARE #2013601804 • PA #104611 • MA HIC #197968
NJ #13VH07997100 • RI RIGL #44067 • KS #9641242 • CT HIC #0661044