



WINDOW NATION

WINDOWS • SIDING • DOORS

**PLATINUM LS**

Premium Window System

# WHY WINDOW NATION?

OVER 350,000 WINDOWS INSTALLED IN MORE THAN 65,000 HOMES

## ATTENTION TO DETAIL



- 50 Point Factory Inspection
- 20 Point Installation Review
- 97% Customer Satisfaction On Clean Up And Safety
- Custom Windows Made To 3mm For Precision, Accuracy, And A Tight Seal
- Over 80,000 Windows Installed Last Year With 99.5% Requiring No Follow Up Service

## QUALITY



Window Nation Uses America's Only Integrated System Of Window Installation Materials, Insulation, Sealant, And Caulking

- OSI Quad Foam
- OSI Quad Max Exterior Sealant
- Ultra-Premium High Performance Exterior Trim Coil
- Concrobium Mold Spray Treatment

## EXPERIENCE



- Installation Crew Leaders Average More Than 20,000 Windows & 16 Years Experience
- Service Technicians With An Average Of 15 Years' Experience
- Over 350,000 Windows Installed In Over 65,000 Homes
- 5th Largest Window Retailer In The Country, Ranked By Remodeling Magazine

## PRODUCT SELECTION




- Over 1,500 Custom Window & Door Style Combinations
- Name Brand Windows Available In Vinyl, Wood, And Fiberglass
- ENERGY STAR® Rated Products
- Windows Engineered For The Specific Climate We Live In

## TRUST



- A+ BBB Rating
- Angie's List Super Service Award Winner
- Limited Lifetime Warranty
- Exclusive 30-Day Price Protection Guarantee
- Licensed, Bonded, And Insured



**97%**  
SATISFACTION RATING  
SURVEYED BY  
GUILD QUALITY

80,000 WINDOWS INSTALLED  
LAST YEAR WITH  
**99.5%**  
REQUIRING NO FOLLOW-UP SERVICE

# Unmatched Installation Experience



Great windows are only great if they're installed properly. It's critical that all the components that go into your new windows work together – insulation, caulking, sealants, and the window itself.

## It Starts With Quality Materials

### ① **QUAD Low-Expansion Foam**

- Single-component, minimal expansion and low-pressure polyurethane foam specifically designed for replacement window applications
- Ideal foam for sealing gaps, cracks, holes or voids around windows
- Closed-cell structure of this material provides an R-factor of 5 per inch of cured foam, making it an efficient method for stopping air and moisture infiltration

### ② **OSI® QUAD MAX® Window, Door And Siding Sealant**

- Unique multi-polymer formula specially engineered for premium replacement window installations
- Permanently flexible, will not crack or split even in extreme temperatures
- Water-resistant, all-weather applications, sticks to wet surfaces, no water washout
- Excellent UV resistance; will not crack or yellow

### ③ **Quality Edge No-Mar Coil Systems**

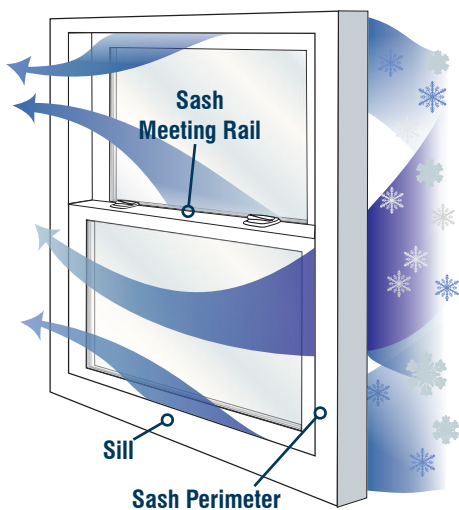
- Outperform PVC and Poly Coil finishes in the ASTM physical tests performance
- Features a finish with 8 mils of paint; that's twice the amount of paint used by most trim coil manufacturers
- Scratch resistant, stain inhibitors, better UV protection and harsh-climate coating
- Color selection - available in 30 unique color choices

### ④ **Concrobium Mold Control Spray**

- Innovative, market-leading product that effectively eliminates existing mold, prevents mold re-growth and eliminates musty odors with no harmful chemicals
- Effectively eliminates and prevents mold with no bleach, ammonia or VOCs
- Works as it dries by crushing the mold spores at the roots, leaving behind an invisible antimicrobial barrier to prevent future mold growth

# Why Do Windows Leak Air?

## POINTS OF AIR INFILTRATION



Poorly designed windows don't have the built-in airlocks, weather stripping, and barriers necessary to keep air from forcing its way in. Without these design features, air will push between the sash meeting rails and around the sash perimeter where it meets the frame and sill.

We know how uncomfortable a home with leaky windows will be. So we loaded Platinum LS windows with weather barriers that go far beyond the industry standard and other manufacturer's window designs.

**Before Investing in New Windows, Always Compare the Air Infiltration Ratings.**

### Facts You Should Know

#### The lower the CFM Rating...

- the less outside air will leak into your home.
- the more comfortable your home will be with fewer drafts.
- the less your furnace will run & the more money you'll SAVE.
- the smaller your carbon footprint.


# Air Infiltration Comparison

**12oz SODA CANS**

**CFM = GALLONS =**

(Cubic Foot per Minute)

**1 CFM**  
of air leakage per minute



7.5 gallons  
of air per minute



80 soda cans of  
air per minute  
(960 oz/min)

**INDUSTRY STANDARD\***



2.25 gallons  
of air per minute



24 soda cans of  
air per minute  
(288 oz/min)

**.30 CFM**  
of air leakage per minute

Traditional Wood Residential  
Double-Hung Windows  
(Pella®/Marvin®/  
Jeld-Wen®/Andersen®)



1.725 gallons  
of air per minute



18.4 soda cans of  
air per minute  
(220.8 oz/min)


**.23 CFM**  
of air leakage per minute

Industry Average Range  
from 0.12 CFM to 0.30 CFM\*\*

Traditional Vinyl Residential  
High-Performance  
Double-Hung Windows  
(Alside®/Simonton®/Champion®)



1.125 gallons  
of air per minute



12 soda cans  
of air per minute  
(144 oz/min)

**.15 CFM**  
of air leakage per minute

Industry Average Range  
from 0.11 CFM to 0.21 CFM\*\*

**PLATINUM LS**



0.15 gallons  
of air per minute



1.6 soda cans  
of air per minute  
(19.2oz/min)

**.02 CFM**  
of air leakage per minute

**\*INDUSTRY STANDARD:** AAMA® (American Architectural Manufacturers Association®) has set the Industry Standard for Maximum Allowable Air Infiltration at 0.30 CFM (Cubic feet per minute) during a 25 MPH wind. This is equal to 2.25 gallons or 24 soda can of air leaking through the window every minute!

\*\*References valid as of October 1, 2010 based on our competitor's web sites and independent testing.



Platinum LS Windows proudly carry the AAMA Gold Label, which means that they meet stringent performance standards for air, water and structural load.

# Platinum LS



Most Efficient  
**2017**  
www.energystar.gov

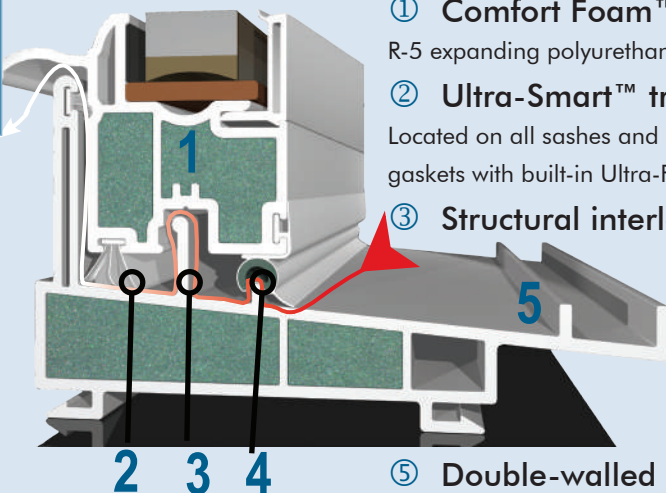


- ① Fusion welded, uPVC frame and sashes provide long-lasting strength and durability. This material will never rot like wood windows or corrode like metal windows and will require little to no maintenance.
- ② Balance cover provides a cleaner, more finished appearance.\*
- ③ Soft-Vent, when deployed, will limit sash travel while still allowing ventilation.
- ④ Endura-Force™ balance system ensures smooth, easy and maintenance-free operation on double hungs.\*
- ⑤ Smooth-n-Easy integral lift rail features beautiful, yet comfortable, ergonomic design.
- ⑥ Metal-free Super Spacer® offers enhanced thermal efficiency and other unique benefits.\*
- ⑦ Tight mortise-cut, double-wall sill dam extends inside the jamb for better protection against air and water infiltration.\*
- ⑧ K-Beam Thermal Reinforcement with Kevlar in the sash keeper rail improves strength, energy efficiency and durability.\*
- ⑨ Recessed Locking Hardware provides a sleek, low-profile appearance for enhanced beauty—while still offering intruder-resistant security.
- ⑩ Triple-fin UltraSmart weather stripping with antimicrobial protection limits drafts and helps keep your home healthier.\*

\* Feature not shown in photo

AAMA Gold Label Certification	
<b>Air:</b>	0.02 cfm at 25 mph — 15 times better than industry minimum of 0.30 cfm
<b>Water:</b>	LC55 56 mph — 8" rain per hour — 70% over industry minimum 33 mph
<b>Structural:</b>	DP 65 195 mph

## Platinum LS Dura-Sill Design



### ① Comfort Foam™:

R-5 expanding polyurethane foam insulates sash and frame extrusions, improving overall thermal efficiency.

### ② Ultra-Smart™ triple-fin weather stripping:

Located on all sashes and at the interlocking meeting rail, Ultra-Smart features Ultrafab® Tri-Fin® Gold Series gaskets with built-in Ultra-Fresh antimicrobial protection to minimize drafts, dust and pollen.

### ③ Structural interlock in bottom sash:

Our interlocking sill-sash rail keeps the sash in place against the sill dam weather stripping when the window is under extreme wind-load stress.

### ④ Soft-Seal™ straddle gasket:

Our Q-Lon® compression gasket system straddles the sill rail when the sash is locked shut to add barriers and diversions for exceptional water resistance.

### ⑤ Double-walled sill dam:

Tight, mortise-cut, double-wall sill dam extends inside the window mainframe for uniform strength and seal. 5-degree sloped sill features a hidden weep system in the screen track.

# Platinum LS

Glass & Product Options




Most Efficient  
**2017**

[www.energystar.gov](http://www.energystar.gov)



## TRIPLE EXTREME HIGH-PERFORMANCE GLASS

Platinum LS Windows come standard with the technologically advanced Triple Extreme glass system\*\*. Triple Extreme features two high-performance Low-E coatings, metal-free Super Spacer™ system and argon gas—a combination that will provide the best possible thermal performance for your home and save you money on energy costs!



### KEY BENEFITS

- Superior energy efficiency ratings that far exceed the 2017 ENERGY STAR® requirements and reduce the likelihood of condensation.
- Superb UV protection against fading of furnishings and wood floors and significant reduction in exterior sound.
- Three panes of glass, super-strong frames and exceptional locking hardware for enhanced security and protection against intrusion.



ENERGY STAR® Certified in All 50 States

ENERGY STAR Certified

NFRC  
National Fenestration Rating Council®

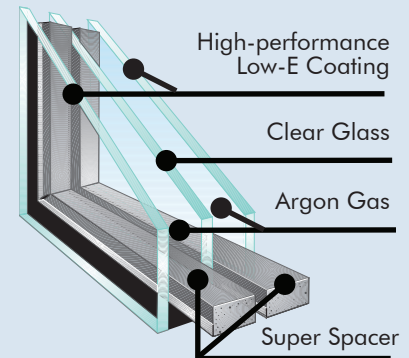
WINDOW NATION  
Member Since 2008

VINYL DOUBLE HUNG  
PLATINUM LS  
Triple Glazing, Argon Fill, Low-E

ENERGY PERFORMANCE RATINGS	
U-Factor (U.S./I-P)	Solar Heat Gain Coefficient
<b>0.20</b>	<b>0.24</b>
ADDITIONAL PERFORMANCE RATINGS	
Visible Transmittance	Condensation Resistance
<b>0.40</b>	<b>71</b>

Manufacturer requires that these ratings conform to applicable NFRC procedures to determine window product performance. NFRC ratings are determined for a broad set of environmental conditions and a specific product size. NFRC does not recommend any product and does not warrant the suitability of any product for any specific use. Consult manufacturer's literature for other product performance information. [www.nfrc.org](http://www.nfrc.org)

### TRIPLE EXTREME GLASS\*



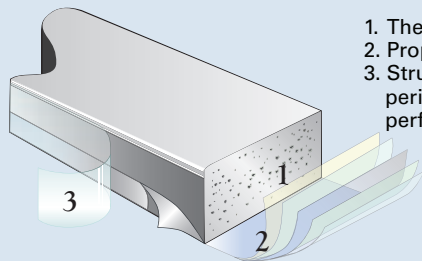
The above values are for a Platinum LS double-hung window with two Low-E coatings, featuring single-strength glass, Super Spacer, argon gas and without grids.

\*NFRC rating may vary, depending on the window operating style, glass option, and size of the window.

\*\* Triple-pane glass not available in tempered or decorative glass.

## SUPER SPACER: THE INNOVATIVE TECHNOLOGY BEHIND PLATINUM LS INSULATED GLASS

All Platinum LS windows are manufactured with Super Spacer—the world's only 100% foam, metal-free warm-edge sealing system. Super Spacer blocks the heat escape path and provides some of the best thermal performances in the industry. Metal-free Super Spacer is flexible and resists stress. Metal spacers are rigid, resulting in seal failure from seasonal temperature changes; the less metal you have, the lower your U-Factor—and the more energy efficient your window is.



1. Thermoset silicone foam matrix.
2. Proprietary multi-layer vapor barrier.
3. Structural adhesive combines with perimeter edge sealant for dual-seal performance and durability.

### SUPER SPACER—THE CHOICE FOR BETTER HEALTH

Platinum LS windows with Super Spacer also offer another very important benefit—a healthier home for you and your family. By maintaining optimum humidity and preventing condensation, Super Spacer is also inhibiting the growth of mold in your home.

### SUPER SPACER MINIMIZES CONDENSATION AND FROSTING

Super Spacer also minimizes condensation much more effectively than metal spacer systems. The primary window condensation culprit is the spacer between the glass panes. Common spacers made with metal conduct heat and cold, causing condensation at the edge of the glass, where the surface temperature is the coldest and the glass insulates less effectively. In fact, standard glass edges can lose heat 120% faster than the center of the glass. But Super Spacer's TrueWARM edge surrounding the glass blocks the heat escape path—which significantly reduces condensation and allows for comfortable household humidity levels.



**Full-Metal Spacer**  
With conventional metal spacers, condensation is a fact of life.



**Metal-Free Super Spacer®**  
Dramatically reduces interior condensation.

# Enhance Your Home And Enjoy Limitless Benefits With Platinum LS Windows

## STANDARD



FlexScreen cutting-edge screens feature a simple, revolutionary design that utilizes a PVC-coated, high-performance spring steel frame. FlexScreens are damage resistant and beautifully invisible because they hide in the window or door screen pocket, drastically improving sight lines and eliminating the need for color matching. These flexible screens also offer effortless installation, allowing you to simply hold the screen in your hands, bend the sides in, and fit FlexScreen into the screen track.

## OPTIONS FOR CUSTOMIZATION

A completely color-matched house is now a reality with Window Nation's Sure-Coat™ custom color-matching system and selection of Interior Woodgrain colors. The possibilities are endless.

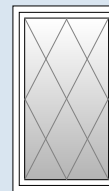
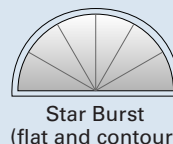


Maintain the historic beauty of your home, and achieve the look of true colonial-style windows, with strikingly beautiful SDLs—contoured grids applied to both the interior and exterior panes of Imperial LS windows.



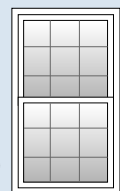
Both our Flat and Contour grids are offered in all the interior and exterior colors of the windows. Your home will be completely color-matched!

They are also offered in a variety of options. Grid patterns vary based on size and configuration of the window. See your Window Nation® Representative for more precise color representations and configuration availability.



Diamond  
(flat only)

Colonial  
(flat and contour)



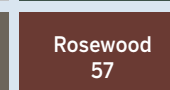
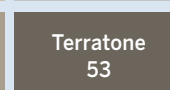
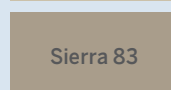
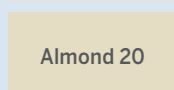
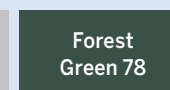
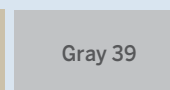
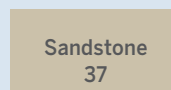
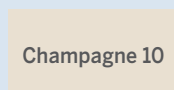
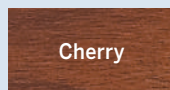
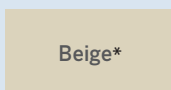
Standard  
Interior/Exterior  
Vinyl Colors

Interior Woodgrain Colors



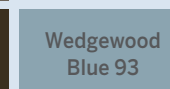
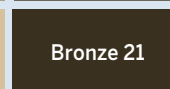
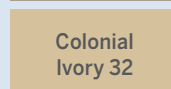
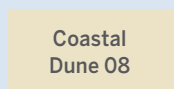
Exterior PVC Bond Colors

**CUSTOM  
COLORS  
AVAILABLE**



\*GARDEN WINDOWS NOT AVAILABLE IN BEIGE OR WOODGRAINS.

PRINTED IMAGES OF COLORS VARY, SO PLEASE ASK YOUR WINDOW PROFESSIONAL TO SEE ACTUAL SAMPLES.





# Slider



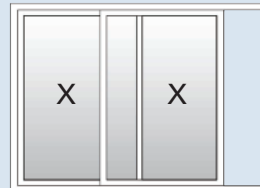
## Swing & Clean™

The sashes of this window can open in, like a door, for incredibly easy cleaning! An industry leading feature of this style is that we can make it as large as 60" x 60".

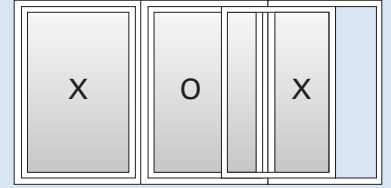
All of the same beautiful, energy-efficient features that make our double-hung windows a superior choice also apply to our sliding windows. Sliders operate similarly to double-hung windows, except they open horizontally rather than vertically. This style is popular with homeowners who enjoy an expanded, more wide-open and unobstructed view of the outdoors.

Durable, tandem brass rollers ensure our sliding windows operate smoothly and easily for decades. These windows also incorporate heavy-duty locking hardware that will keep your family—and your home—safer and more secure.

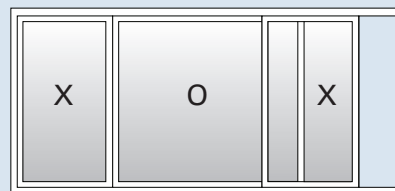
You can choose from two- or three-lite configurations, as well as two different styles—our standard slider with lift-out sashes, or our unique Swing & Clean slider that allows you to tilt your sashes in. Both styles make cleaning the interior and exterior glass safe and easy.



2-lite Slider



3-lite Slider (fixed center lite)  
1/3-1/3-1/3 configuration (optional)



3-lite Slider (fixed center lite)  
1/4-1/2-1/4 configuration (standard)

"O" designates fixed lites.  
"X" designates operating lites.  
All views interior.  
Choose your preference  
of right-hand or left-hand  
operating lites.



## Durable Brass Rollers

Durable, tandem brass rollers ensure easy operation of our slider windows.



## Secure Locking Hardware

Secure locking hardware provides superior safety and security.

# Casement & Awning



Window Nation casement and awning windows define a special look and feel for your home. These windows allow you to catch fresh breezes, or open them for easy cleaning, simply with the turn of a handle. Whether in multiple-window configurations or as individual windows, casements and awnings offer you many aesthetic choices so you can design them to match your home perfectly.


Easy-to-use, durable crank handles and hardware assure easy operation, while the low-profile design of our handles also provides a beautiful, unobtrusive look for the interior and exterior of your home. Casements and awnings are also exceptionally secure, featuring a single lever lock that activates multiple locking points.

Casements open out to the side, while awning windows are top-hinged and open out at the bottom.



### Fold-Down Handle

Robust strength in a low-profile, standard fold-down handle design. Easy to open and close handle and hardware last a lifetime.



### Lock Activator

Multi-point lock activator engages or disengages multiple sash locks with one easy single lever design.



# Bay, Bow & Garden

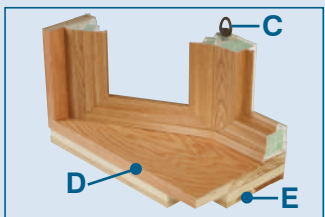


## STANDARD BAY/BOW WINDOW CONSTRUCTION FEATURES: ENHANCE ANY ROOM WITH THE THREE-DIMENSIONAL EFFECT OF A BAY OR BOW WINDOW



A. Exclusive welded sill pan (highlighted in blue) eliminates water penetration.

B. All window and mull cavities are insulated completely with Comfort Foam™ for maximum energy efficiency.



C. Threaded steel rod and chain bracing system provides sag-free support.

D. Factory-finished interior edge banding is beautiful protection for your Super-Seat™

E. 1.25" thick furniture-grade hardwood.

- Your choice of 3- to 6-lite configurations.
- Your choice of 10°, 15°, 30°, or 45° projections.
- Available with operating end casements, double hungs or picture windows.
- Optional contour and flat grids are contained within the insulated glass.

## GARDEN WINDOWS

Garden windows are the perfect showcase for plants, kids' projects, or glass art. These windows are specially designed to combine classic clean lines with a structural design that assures lasting durability.

- Super Seat™ R-9 seat
- Optional glass shelf
- Optional 1/4" thick Du Pont Corian Seat Insert
- Birch (standard) or oak (optional) head, seat and jamb.



# Kingsroyal

Window Nation's stylish, durable and energy-efficient sliding patio doors are built tough to operate smoothly and reliably for decades—while still giving your home an elegant, beautiful appearance. What makes these doors truly exceptional is that they balance practicality with the luxury and style you desire.




- ① Cove-moulded sash stiles and rails are 3-1/2" wide, which provides for a slimmer-looking sash and allows for more viewing area through the glass.
- ② UltraSmart™ triple-fin weather stripping with UltraFresh™ antimicrobial protection minimizes drafts, dust and pollen, as well as enhances energy efficiency.
- ③ Comfort Foam in the frame, rails and stiles is an excellent insulator that improves the door's thermal effectiveness.
- ④ Available in four durable painted color finishes, each Allure handle set is keyed on the exterior and activates a heavy-duty stainless-steel, two-point locking mechanism.\*

**.06** Air Infiltration  
**.28** U-Factor\*\*  
**.27** SHGC\*\*



\* Feature not shown in photo.  
\*\* Double-pane glass with Low-E, argon and Super Spacer



Metal reinforcement in all vertical sash stiles makes Kingsroyal doors exceptionally strong and durable.



Corrosive-resistant, heavy-duty, ball-bearing 1-1/4" dual wheel keeps your door reliably on track.



Two-point mortise locking system securely locks the door into the jamb.



An aluminum-capped threshold provides durability and longevity.


**TOEBOLT™ THUMBOLT™**



Heavy-Duty standard ToeBolt™ or Thumbolt™, prevent the door from opening more than 3-inches while still allowing for some ventilation.

## VINYL COLORS


INTERIOR/EXTERIOR




\*GARDEN WINDOWS NOT AVAILABLE IN BEIGE OR WOODGRAINS.

PRINTED IMAGES OF COLORS VARY. SO PLEASE ASK YOUR WINDOW PROFESSIONAL TO SEE ACTUAL SAMPLES.

## INTERIOR WOODGRAIN COLORS\*



## SURE-COAT STANDARD EXTERIOR PVC BOND COLORS





## MINIBLINDS BETWEEN THE GLASS

Never clean miniblinds again. No more fussing with shades and blinds. No more hardware screwed into your beautiful wood trim. Internal, hermetically-sealed mini-blinds are the perfect answer for the discerning homeowner. Now you can enjoy all the beauty of your finely crafted door and trim. All Kingsroyal Glide™ doors are available with internal miniblinds in a tilt & lift option. Certain restrictions apply.\* Available in white or beige. Not available with grids.

\*5', 6', 9' and select custom sizes available with miniblinds.

## Allure™ Handles



Soft-White™

Beige



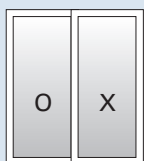
Cocoa

Pontiac Gold

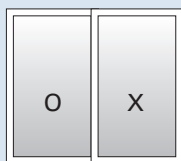
Our beautiful Allure handles come in four durable painted color finishes\* designed to accent any decor. Each handle set is keyed on the exterior and activates a heavy-duty, stainless steel, two-point locking mechanism. The lock system latches securely into the jamb.

\*Actual handle colors and finishes may vary from printed brochure. Please see your Window Nation Representative for actual color and finish samples.

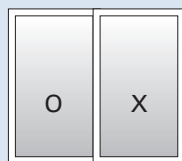
## CONFIGURATIONS



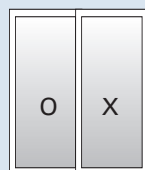
5' x 6'8"  
(58 7/8" x 79 1/2")



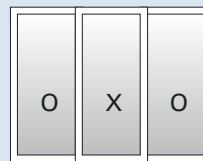
6' x 6'8"  
(70 7/8" x 79 1/2")




8' x 6'8"  
(94 7/8" x 79 1/2")



6' x 7'  
Wisconsin Size  
Door (76" x 81")



9' x 6'8"  
(106 1/4" x 79 1/2")



12' x 6'8"  
(142 1/2" x 79 1/2")

"X" designates operating panel. "O" designates fixed panel. All perspectives viewed from outside looking in. Choose your preference of right-hand or left-hand operating panels. Transom & Side-lites available on any size door.

Standard Sizes	2-Panel Door	3-Panel Door	Fixed Lites	Side-lites	Transoms
Width	5'0", 6'0", 8'0"	9'0", 12'0"	custom widths	12,14,16,18" Available in custom width*	
Height	80"	80"	80"	80"	Available in custom height*

\*Transom size varies with style.



ANOTHER SATISFIED HOMEOWNER



**WINDOW NATION**

**WINDOWS • SIDING • DOORS**

**1-866-44-NATION**

**[www.WindowNation.com](http://www.WindowNation.com)**

MHIC #124358 VA#2705-109436A DC#4203 420313000103 PA#104611 NJ#13VH07997100

**(866) 60-NATION • (866) 606-2846 • [WindowNation.com](http://WindowNation.com)**

Servicing Ohio • Virginia • Maryland • Washington DC • Pennsylvania • Delaware • New Jersey

MHIC # 124358 • VA # 2705-109436A • DC # 420212000037 • DE # 2013601804 • PA # 104611 • NJ # 13VH07997100

© 2017 Soft-Lite L.L.C. Printed in the USA. All photos and illustrations are property of Soft-Lite L.L.C. unless otherwise indicated.  
Information contained here-in is subject to change without notice.